

Scaled data based on original data using
LM-79-08 Approved Method: Electrical and Photometric Measurements of Solid-
State Lighting Products

Test Report Prepared for
Cooper Lighting Solutions
(formerly Eaton)

Brand: McGRAW-EDISON

Report Number: P944353

Luminaire Tested: **GALN-SB9B-735-U-T1**

Issue Date: 1/21/2025

Test Information

Test Method: LM-79-08
Report Number: P944353
TEST IS SCALED FROM IESNA LM-79-08 TEST DATA (G2-2405-108-2)
Test Lab: INNOVATION CENTER
Issue Date: 1/21/2025
Manufacturer: COOPER LIGHTING SOLUTIONS (FORMERLY EATON)
Product Line: MCGRAW-EDISON
Catalog Number: GALN-SB9B-735-U-T1
Description: GALLEON AREA AND ROADWAY HIGH DENSITY LED LUMINAIRE
(9) 70 CRI, 3500K, 450mA LIGHTSQUARES WITH 26 LEDS EACH AND TYPE I OPTICS
Light Source: -
Ballast/Driver: -

Summary

Lumens per Lamp: N/A
Luminaire Lumens: 50739 lumens
Efficiency: N/A
Efficacy: 154.0 lumens/watt
Luminous Opening: Rectangular (W 1.5' x L: 1.5' x H: 0')
IES Classification: Type I - Short
BUG Rating: B5 - U0 - G5

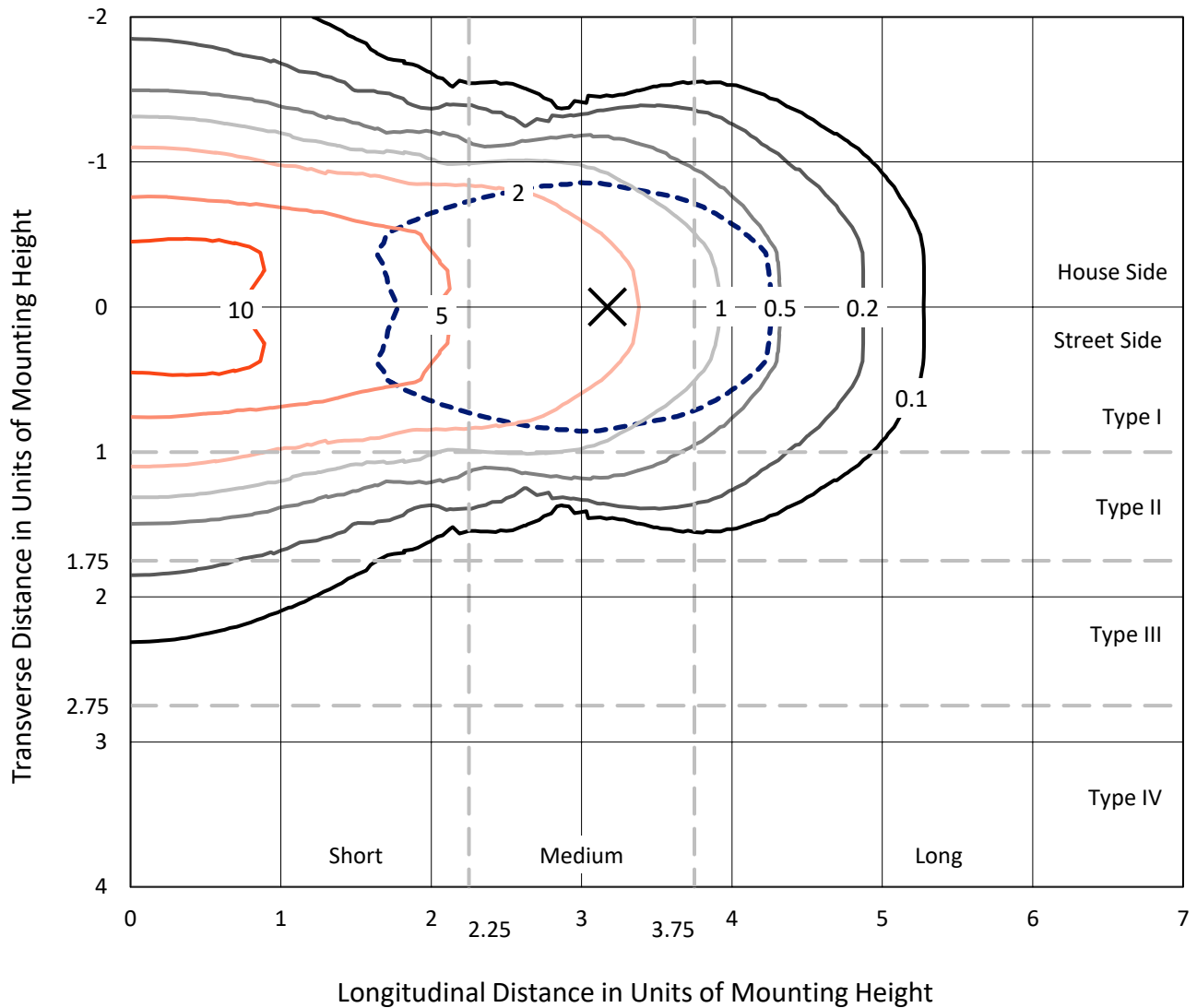
Input Watts (W): 329.5
Input Voltage (V): NR
Input Current (Ain): NR
Voltage Rise (V): NR
Power Factor: NR
Total Harmonic Distortion (THDi): NR
Frequency (hertz): 60
Stabilization Time: NR
Operation Time: NR
Ambient Temperature (°C): NR
Test Distance: 24 FT



REPORT NUMBER: P944353
 CATALOG NUMBER: GALN-SB9B-735-U-T1

Iso-Footcandle Lines of Horizontal Illumination

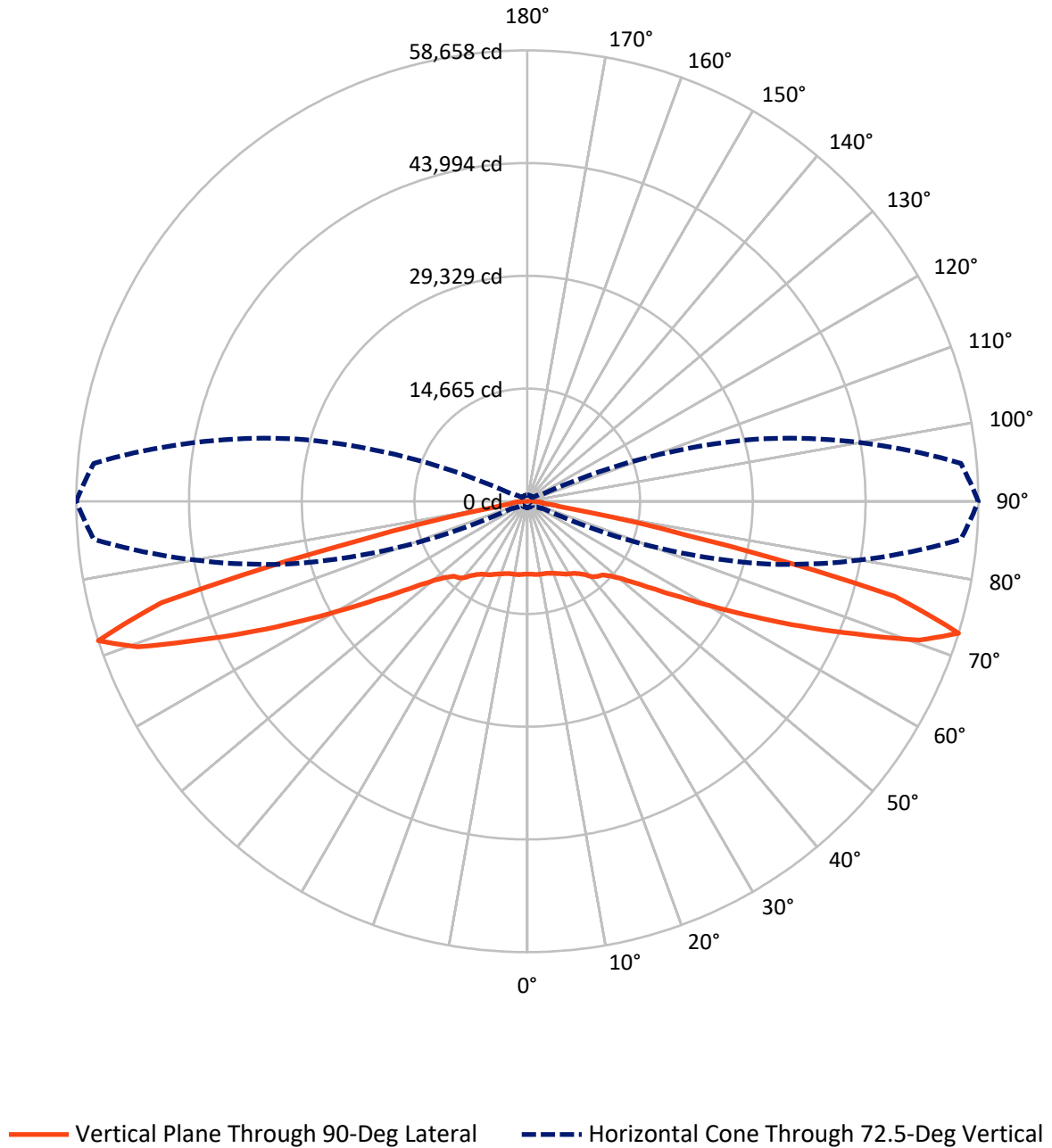
✕ Max cd
 - - - 1/2 Max cd



Based on 25 foot mounting height. Maximum calculated value = 15.2 fc
 Type I - Short - N/A

REPORT NUMBER: P944353
CATALOG NUMBER: GALN-SB9B-735-U-T1

Luminous Intensity Polar Plot



REPORT NUMBER: P944353

CATALOG NUMBER: GALN-SB9B-735-U-T1

FLUX DISTRIBUTION:

		Downward	Upward	Total
House Side	Lumens	25369.5	0.0	25369.5
	% Fixture	50.0	0.0	50.0
Street Side	Lumens	25369.5	0.0	25369.5
	% Fixture	50.0	0.0	50.0
Total	Lumens	50739.0	0.0	50739.0
	% Fixture	100.0	0.0	100.0

ZONAL LUMENS:

Zone	Lumens	% Fixture
0°-10°	919.3	1.8
10°-20°	2810.9	5.5
20°-30°	4686.9	9.2
30°-40°	6445.9	12.7
40°-50°	7872.2	15.5
50°-60°	9105.1	17.9
60°-70°	10856.3	21.4
70°-80°	7577.0	14.9
80°-90°	465.4	0.9
90°-100°	0.0	0.0
100°-110°	0.0	0.0
110°-120°	0.0	0.0
120°-130°	0.0	0.0
130°-140°	0.0	0.0
140°-150°	0.0	0.0
150°-160°	0.0	0.0
160°-170°	0.0	0.0
170°-180°	0.0	0.0
0°-90°	50739.0	100.0
0°-180°	50739.0	100.0

Coefficient of Utilization



REPORT NUMBER: P944353

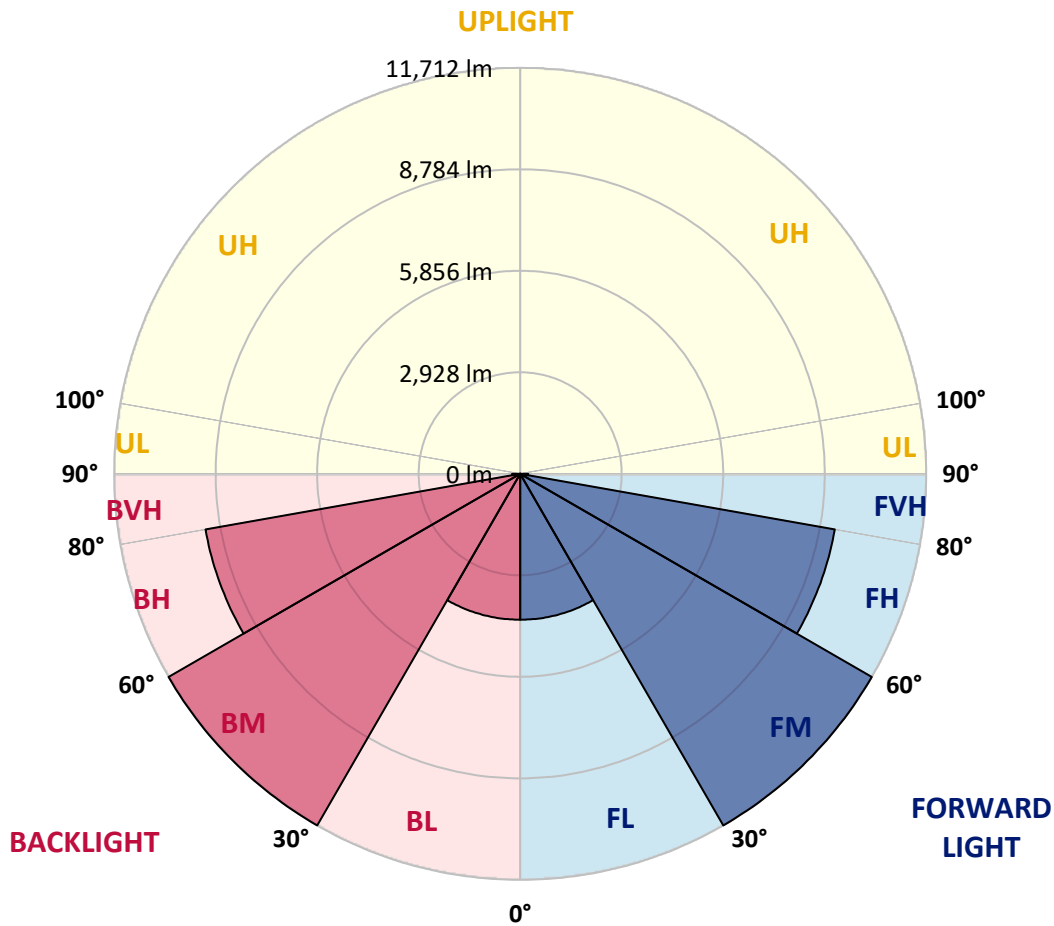
CATALOG NUMBER: GALN-SB9B-735-U-T1

LUMINAIRE CLASSIFICATION SYSTEM LUMEN TABLE AND BUG RATING:

Zone	Lumens	% Fixture	Zone Rating/Lumen Limit		
			B	U	G
FL (0°-30°)	4208.5	8.3			
FM (30°-60°)	11711.6	23.1			
FH (60°-80°)	9216.7	18.2			G4/12000
FVH (80°-90°)	232.7	0.5			G3/500
BL (0°-30°)	4208.5	8.3	B4/5000		
BM (30°-60°)	11711.6	23.1	B5		
BH (60°-80°)	9216.7	18.2	B5		G5
BVH (80°-90°)	232.7	0.5			G3/500
UL (90°-100°)	0.0	0.0		U0/0	
UH (100°-180°)	0.0	0.0		U0/0	

BUG Rating: B5-U0-G5

Type I Short



REPORT NUMBER: P944353

CATALOG NUMBER: GALN-SB9B-735-U-T1

CANDELA DISTRIBUTION (FULL):

	0°	5°	15°	25°	35°	45°	55°	65°	75°	85°
0°	9481.1	9481.1	9481.1	9481.1	9481.1	9481.1	9481.1	9481.1	9481.1	9481.1
2.5°	9489.2	9500.0	9500.0	9491.9	9510.8	9494.6	9494.6	9486.5	9494.6	9486.5
5°	9537.7	9551.2	9556.6	9553.9	9578.2	9564.7	9564.7	9553.9	9556.6	9548.5
7.5°	9629.4	9648.3	9659.1	9672.6	9707.6	9691.4	9680.7	9648.3	9634.8	9613.2
10°	9659.1	9680.7	9715.7	9785.8	9866.7	9869.4	9837.1	9756.2	9694.1	9645.6
12.5°	9567.4	9597.1	9669.9	9812.8	9993.5	10066.3	10015.0	9880.2	9758.9	9672.6
15°	9451.5	9483.8	9594.4	9810.1	10077.1	10246.9	10241.5	10063.6	9869.4	9734.6
17.5°	9270.8	9303.1	9462.2	9764.3	10141.8	10422.2	10497.7	10314.4	10042.0	9861.3
20°	8944.5	8974.2	9195.3	9618.6	10163.3	10608.3	10805.1	10643.3	10303.6	10058.2
22.5°	8521.1	8567.0	8825.9	9367.9	10112.1	10802.4	11155.7	11045.1	10608.3	10268.5
25°	8068.1	8116.7	8418.7	9060.5	9980.0	10942.7	11571.0	11500.8	10953.4	10530.1
27.5°	7677.1	7728.4	8057.3	8755.7	9775.0	10996.6	11980.8	12015.9	11371.4	10818.6
30°	7369.7	7418.2	7768.8	8510.4	9510.8	10942.7	12339.5	12582.2	11797.5	11069.4
32.5°	7032.6	7094.7	7464.1	8211.0	9198.0	10813.2	12652.3	13194.3	12290.9	11339.1
35°	6606.6	6663.2	7051.5	7801.2	8788.1	10605.6	12913.8	13873.8	12997.4	11748.9
37.5°	6088.8	6142.8	6528.4	7288.8	8380.9	10314.4	13113.4	14639.6	13838.8	12339.5
40°	5568.4	5619.6	5981.0	6717.1	7892.8	9942.2	13183.5	15389.3	14804.1	13151.1
42.5°	5091.1	5137.0	5468.6	6153.6	7345.4	9467.6	13091.8	16041.9	15669.7	13717.4
45°	4651.6	4692.0	4985.9	5625.0	6776.5	8890.6	12816.8	16743.0	16699.8	14121.9
47.5°	4150.0	4190.5	4495.2	5112.7	6207.5	8213.7	12350.3	17433.3	18131.7	15038.7
50°	3537.9	3572.9	3885.7	4522.1	5616.9	7493.8	11703.1	17975.3	19938.4	16427.5
52.5°	2812.5	2850.3	3155.0	3791.4	4915.8	6719.8	10851.0	18328.5	22025.5	18455.3
55°	2092.5	2119.5	2383.8	2955.4	4047.5	5838.1	9783.1	18428.3	24393.1	21227.3
57.5°	1518.2	1534.3	1704.2	2130.3	3068.7	4735.2	8486.1	18169.4	27211.0	24781.4
60°	1229.6	1235.0	1286.3	1475.0	2133.0	3489.4	6919.4	17279.6	30268.9	29362.9
62.5°	1116.4	1116.4	1129.9	1181.1	1442.7	2302.9	5023.7	15435.1	33547.9	35152.4
65°	1038.2	1038.2	1043.6	1067.8	1137.9	1466.9	3171.2	12431.2	36311.9	41934.3
67.5°	968.1	970.8	968.1	976.2	1016.6	1084.0	1839.1	8585.9	37800.4	48961.5
70°	895.3	900.7	887.2	887.2	919.5	922.2	1151.4	4708.2	36565.4	54850.8
72.5°	809.0	817.1	795.5	790.1	814.4	803.6	865.6	2259.7	31393.4	56609.0
75°	733.5	744.3	695.7	682.2	682.2	674.1	703.8	1159.5	20375.2	46178.7
77.5°	666.1	687.6	609.4	566.3	555.5	531.2	574.4	709.2	8912.1	21680.4
80°	550.1	579.8	501.6	450.3	431.5	404.5	453.0	496.2	2650.7	5034.5
82.5°	409.9	423.4	355.9	320.9	304.7	285.8	339.8	345.2	862.9	1782.4
85°	261.6	267.0	218.4	188.8	180.7	172.6	215.7	188.8	329.0	1310.5
87.5°	91.7	105.2	83.6	75.5	80.9	67.4	99.8	56.6	91.7	924.9
90°	0.0	0.0	0.0	0.0	0.0	0.0	0.0	0.0	0.0	0.0

(END C

90°

9481.1
9486.5
9548.5
9613.2
9637.5
9659.1
9713.0
9831.7
10012.3
10206.5
10443.8
10726.9
10937.3
11171.9
11562.9
12091.4
12886.9
13377.7
13663.5
14510.2
15764.1
17638.2
20205.4
23495.2
27742.2
32981.7
39189.2
45998.0
54071.5
58658.3
49393.0
21230.0
4821.5
2014.3
1903.8
1146.0
0.0

OF REPORT)